

Appendix B


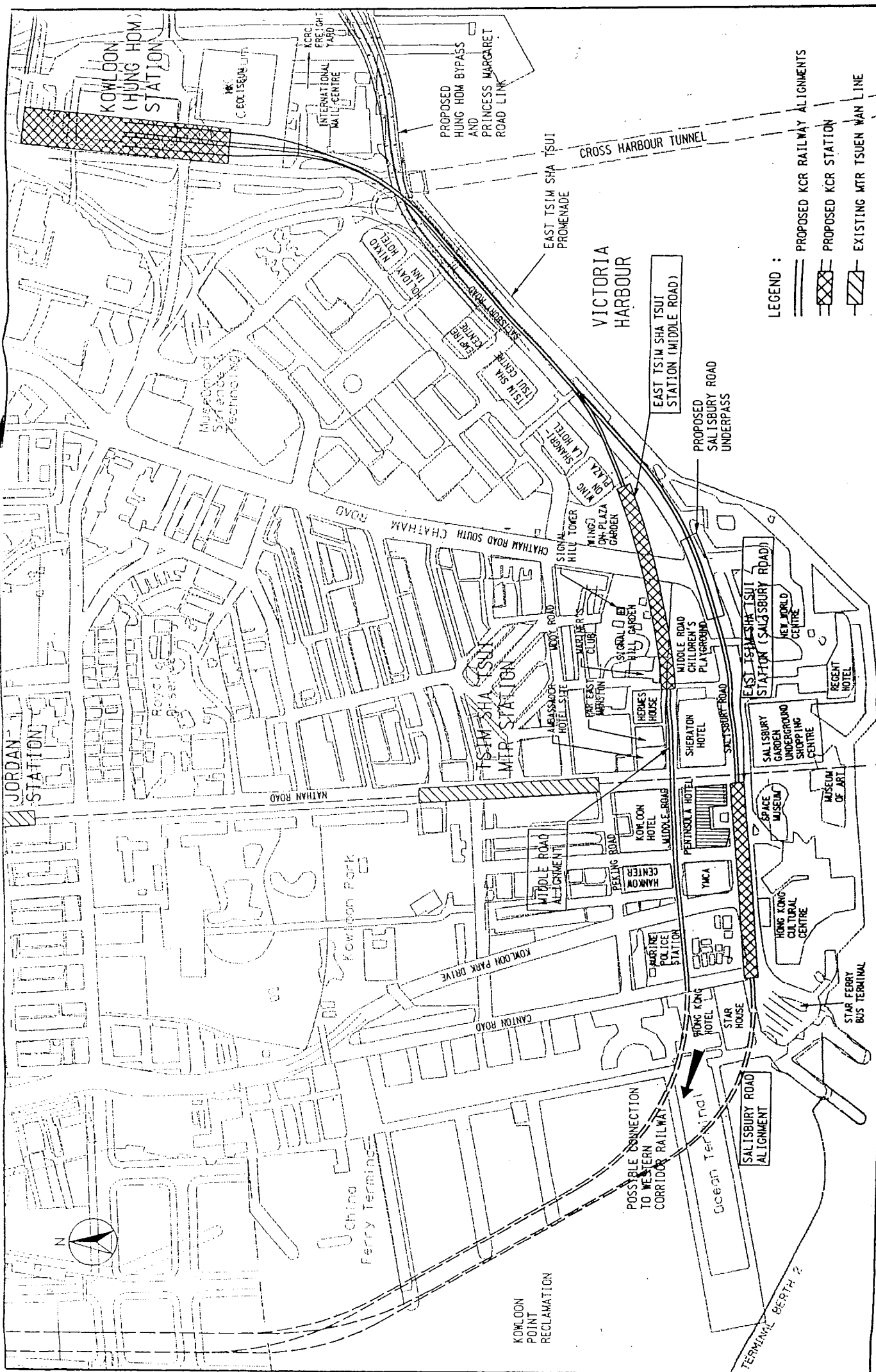



Figure Presenting Railway Development
Study Alignment Options



MVA ASIA MAUNSELL CONSULTANTS ASIA and associated consultants	
DATE: MAR 96	FIGURE No. 1.1
SCALE: 1 : 5000	COPYRIGHT RESERVED

FEASIBILITY STUDY FOR THE TAI WAI TO WA ON SHAN RAIL LINK AND THE KCR EXTENSION TO TSIM SHA TSUI
KCR EXTENSION TO TSIM SHA TSUI
RAILWAY ALIGNMENT PLAN


 Highways Department
 Railway Division
RAILWAY DEVELOPMENT STUDY
PHASE 2 (PART 1)

DRAWN BY: M. YIP
 CHECKED BY: M. YIP
 DATE: MAR 96